

NIObIUM PENTACHLORIDE PROMOTED SYNTHESIS OF TETRAHYDROPIRIDINES BY MULTICOMPONENT REACTION

Lucas Michelão Martins, Bruno Henrique Sacoman Torquato da Silva, Manoel Lima de Menezes and Luiz Carlos da Silva-Filho*

*Laboratory of Organic Synthesis and Catalysis (LOSC), POSMAT-São Paulo State University (UNESP), 17033-360 Bauru, São Paulo State, Brazil
Fax +55(14) 31036099; E-mail: lcsilva@fc.unesp.br*

ABSTRACT

One-pot multicomponent synthesis of tetrahydropyridine derivatives between aniline derivatives, benzaldehyde and two different β -keto ester (methyl and ethyl acetoacetate) using niobium pentachloride as catalyst under mild conditions, providing good yields.

KEYWORDS: tetrahydropyridines derivatives, Niobium Pentachloride, Multicomponent reaction, Natural Products.

INTRODUCTION

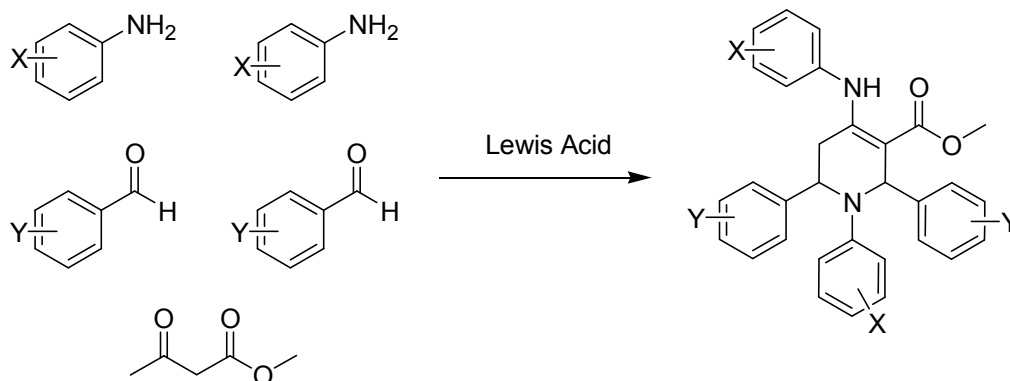
Tetrahydropyridines are known for having great pharmacological potential due to the piperidine ring, present in various natural products structures. The piperidine subunit is known as a good pharmacophore, being present in various natural and synthetic products^{i-vi}.

Tetrahydropyridines are used in the treatment of Parkinson and Alzheimer diseases^{vii-xii}, and are also used in neurodegeneration studies^{xiii}. They present muscarinic^{i,xiv,xv}, nicotinic^{xvi}, analgesic^{xvii}, hyperglycemic^{xviii} and antipsychotic^{xviii} activity, among others. Some tetrahydropyridine derivatives are also responsible for calcium ions flux regulation^{xvi,xix,xx}, and for GABA (gamma-Aminobutyric acid) inhibition^{xviii,xxi}. Recently, Misra and co-authors described some good results of antimalarial activity for tetrahydropyridine derivatives against the *Plasmodium falciparum*^{xxii}.

Due to those reasons, in the last years, a great effort has been made to develop new methods in an attempt to synthesize the tetrahydropyridine derivatives, seeking more efficiency and lesser environmental impact. There are several ways to produce the tetrahydropyridine derivatives, such as the cyclocondensation of Carbonyl compounds and amines^{xxiii}, cyclocondensation of δ -haloimines^{xxiv}, pyridine salts hydrogenation^{xxv}, Hantzsch cyclization^{xix,xxvi,xxvii,xxviii}, Diels-Alder reactions^{xxix,xxx} and Makayama Michaels^{xxxi-xxxiii}. Many of these methods involve long synthetic routes, with low yields and products mixture.

In contrast to those routes, a different method – involving a multicomponent reaction, in which five components react in the same reaction pot in the presence of a Lewis Acid – was recently described in the literature (scheme I). In this method, 2.0 mmols of aniline derivative, 2.0 mmols

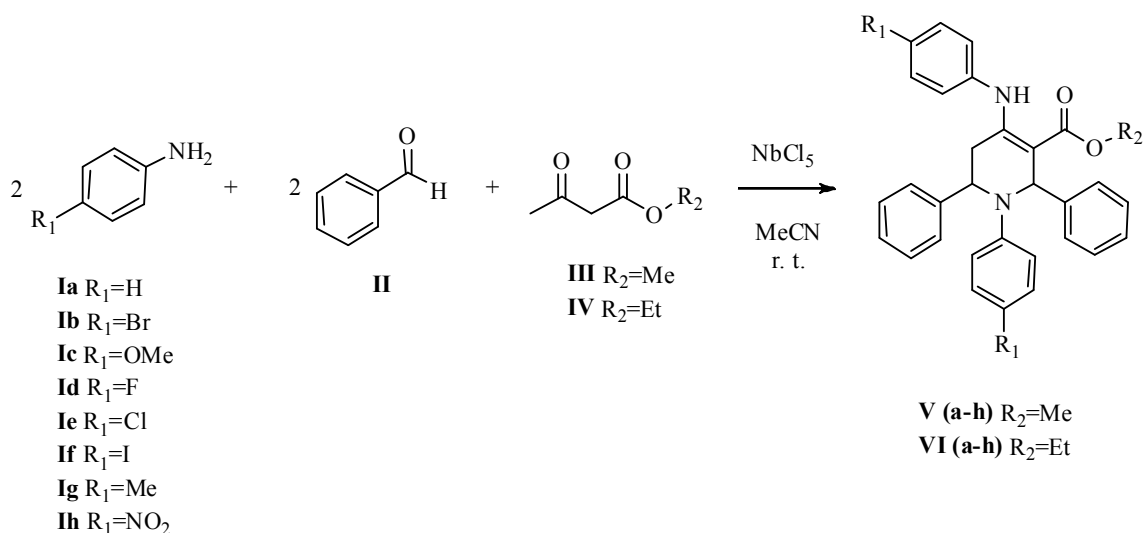
of benzaldehyde derivative and 1.0 mmol of methyl acetoacetate were used, presenting low yield and high reaction time^{xxxiv-xlvi}.



Scheme I. Synthesis of tetrahydropyridine derivatives in the presence of a Lewis acid.

Some of the Lewis acids are not easily available or are expensive. In addition, they require longer reaction times and result in products with poor yields. Therefore, developing simple and efficient synthetic methods for preparing this type of compound is increasingly important.

In this work, we have reported our studies on the use of Niobium Pentachloride (NbCl_5) as a catalyst in these multicomponent reactions. Niobium pentachloride is highly electrophilic and, therefore, can act as a Lewis acid, catalyzing several organic reactions^{xlvi-liv}. As part of our research work on synthetic methodologies using niobium pentachloride in a variety of reactions^{lv-lxiv}, in this work, we described our studies in the pentacomponent one-pot reaction for the synthesis of tetrahydropyridine derivatives using niobium pentachloride as catalyst, in reaction between aniline derivatives (**I a-h**), benzaldehyde (**II**) and β -keto ester {methyl acetoacetate (**III**) or ethyl acetoacetate (**IV**)}, in the presence of 50 mol% of NbCl_5 , producing the tetrahydropyridine derivatives **Va-h** and **VIa-h**, with good yields and good reaction times. (scheme II).



Scheme II. Multicomponent reaction catalyzed by niobium pentachloride.

RESULTS AND DISCUSSION

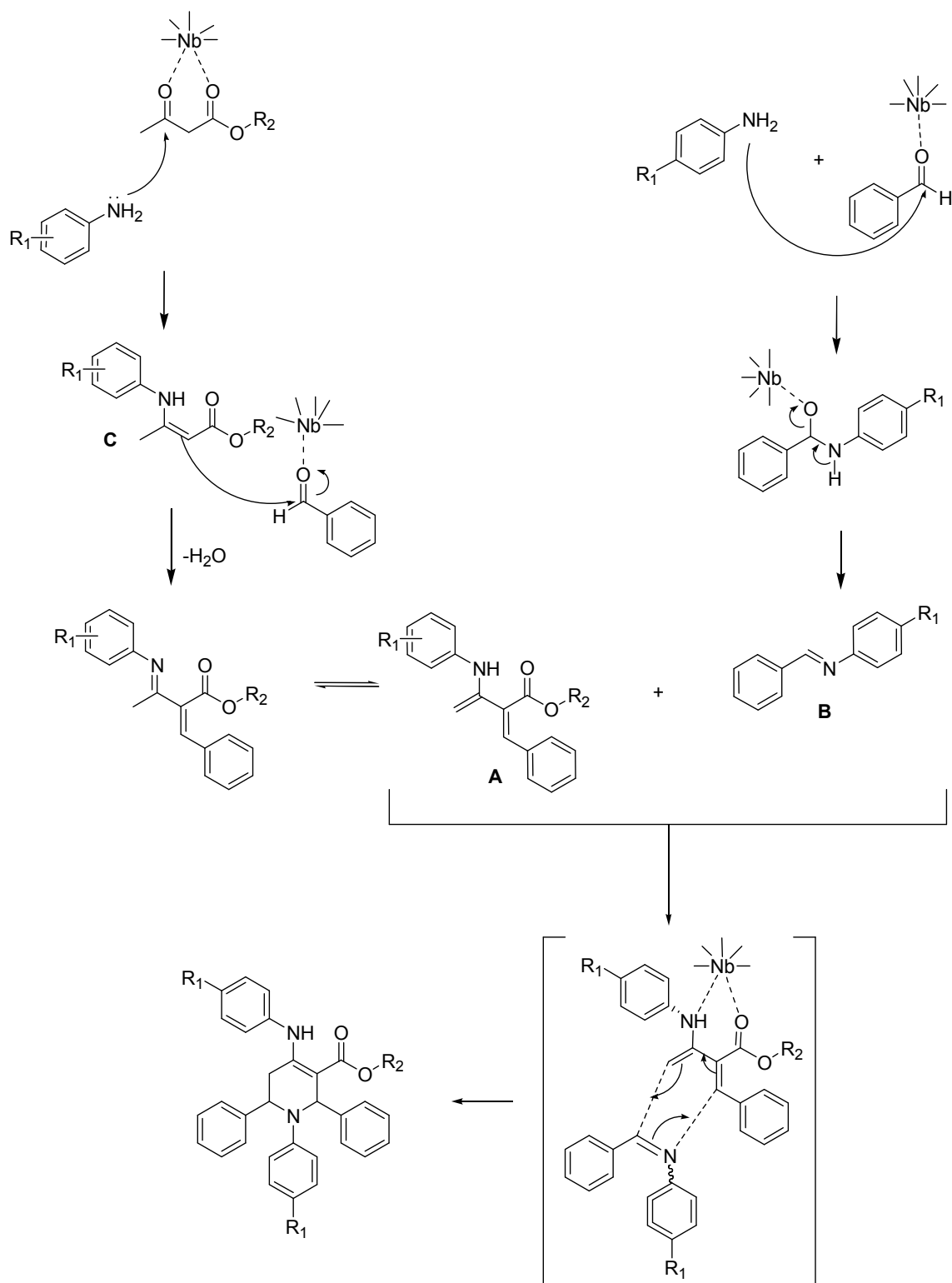
The multicomponent reactions between benzaldehyde (**II**) (2,0 eq.), aniline derivatives (**I a-h**) (2.0 eq.) and β -keto ester (**III** or **IV**) (1.0 eq.) were conducted under an atmosphere of N_2 , at room temperature, under constant stirring and using anhydrous acetonitrile (CH_3CN) as solvent. Niobium Pentachloride was used as a catalyst in the proportion of 50% for each mol of aniline derivative. The products **V (a-h)** and **VI(a-h)** were purified by recrystallization in ethanol and characterized by spectroscopic and spectrometric methods. Table I shows the results obtained for these multicomponent reactions catalyzed by $NbCl_5$.

Table I. Reaction time and yields of the synthesis of tetrahydropyridine derivatives.

Aniline	β -keto ester	Reaction time (h)	Yield (%)
I a	III	24	49 (V a)
	IV	24	60 (VI a)
I b	III	24	69 (V b)
	IV	24	66 (VI b)
I c	III	24	61 (V c)
	IV	24	70 (VI c)
I d	III	24	72 (V d)
	IV	24	71 (VI d)
I e	III	24	66 (V e)
	IV	24	65 (VI e)
I f	III	24	68 (V f)
	IV	24	63 (VI f)
I g	III	24	55 (V g)
	IV	24	67 (VI g)
I h	III	48	78 (V h)
	IV	48	89 (VI h)

Analyzing Table I, it is possible to observe that the products were generated with good yields and a good reaction time, demonstrating that niobium pentachloride is a good catalyst in the reaction between aniline derivatives, benzaldehyde and β -keto esters to synthesize tetrahydropyridine derivatives. We can verify that there is little variation in the results, with similar results that do not depend on the substrate used.

Mechanistically, according to our results and to the literature^{xxxii-xliv}, the multicomponent reaction for the formation of tetrahydropyridines occurs in three steps, two of them are necessary to the “*in situ*” formation of the intermediates (**A** and **B**) and the third consists of the cycloaddition reaction between these intermediates to obtain the tetrahydropyridine derivatives (scheme III).



Scheme III. Proposed mechanism for the synthesis of tetrahydropyridine derivatives catalyzed by NbCl₅.

The intermediate **A** is obtained by the initial reaction between the aniline derivative and the β -keto ester, forming the corresponding enamine **C**. This enamine reacts with one equivalent of the benzaldehyde through Knoevenagel condensation, followed by water elimination and the isomerization of the double bond to obtain **A**. The other intermediate obtained is the Schiff base **B**, resulting from the condensation reaction between the aniline derivative and the benzaldehyde derivative. In the final step, the intermediates **A** and **C** react with each other, in an aza-Diels-Alder reaction, to produce the tetrahydropyridine derivative.

In conclusion, it has been shown that the Niobium pentachloride is an efficient catalyst for multicomponent reactions between benzaldehyde, aniline derivatives and β -keto esters to synthesize the tetrahydropyridine derivatives, with good reaction times (24-48h) and product yields (49-89%), under mild reaction conditions and with operational simplicity.

EXPERIMENTAL

All reactions were performed under N_2 atmosphere using Acetonitrile anhydrous. All of the chemicals were purchased from Sigma-Aldrich Chemical Co. (St. Louis, MO, USA) and used without further purification. Thin-layer chromatography was performed on Aldrich silica gel aluminum sheets, which were visualized with a vanillin/methanol/water/sulfuric acid mixture. Aldrich silica gel 60 was employed for column chromatography. Bruker DRX 400 and DRX 500 spectrometers were used for the NMR spectra ($CDCl_3$ solutions) using tetramethylsilane as internal reference for 1H and $CDCl_3$ as an internal reference for ^{13}C . A Bruker FTIR model VERTEX 70 was used to record IR spectra (neat or film). HRMS analyses were recorded on micrOTOF (Bruker), with ESI-TOF detector operating on positive mode.

General Procedure for the Multicomponent Reaction between benzaldehyde, aniline derivatives and β -keto ester with $NbCl_5$:

To a solution of niobium pentachloride (50 mol%) in 1.0 mL of anhydrous Acetonitrile, maintained at room temperature under a nitrogen atmosphere, we added a solution of the benzaldehyde (**II**) (2.0 mmol), methyl acetoacetate (**III**) or ethyl acetoacetate (**IV**) (1.0 mmol) and respectively aniline (**I a-g**) (2.0 mmol) in 5.0 mL of anhydrous Acetonitrile. After completion of the addition, stirring was continued at room temperature. The reaction mixture was quenched with water (3.0 mL). The mixture was extracted with ethyl acetate (10.0 mL). The organic layer was separated and washed with saturated sodium bicarbonate solution (3 x 10.0 mL), saturated brine (2 x 10.0 mL), and then dried over anhydrous magnesium sulfate. The solvent was removed under vacuum and the resulting mixture was dissolved in EtOAc (1.0 mL), followed by the addition of EtOH, which resulted in a yellow solid. This solid was recrystallized in EtOH to obtain a white solid.

1,2,6-Triphenyl-4-phenylamino-1,2,5,6-tetrahydro-pyridine-3-carboxylic acid methyl ester (Va): RMN- 1H (400 MHz, $CDCl_3$): δ (ppm) 10.25 (sl, 1H), 7.33-7.04 (m, 15H), 6.60 (t, $J=7.2$ Hz, 1H), 6.52 (m, 2H), 6.45 (s, 1H), 6.27 (m, 2H), 5.15 (sl, 1H), 3.93 (s, 3H), 2.87 (dd, $J_1=15.2$ e $J_2=5.8$ Hz, 1H), 2.76 (dd, $J_1=15.2$ e $J_2=2.5$ Hz, 1H). RMN- ^{13}C (100 MHz, $CDCl_3$): δ (ppm) 168.6 (C=O), 156.3 (C), 146.9 (C), 143.9 (C), 142.7 (C), 137.8 (C), 128.9 (2 CH), 128.8 (2 CH), 128.6 (2 CH), 128.2 (2 CH), 127.1 (CH), 126.6 (2 CH), 126.4 (2 CH), 126.3 (CH), 125.9 (2 CH), 125.8 (CH), 116.1 (CH), 112.9 (2CH), 97.9 (C), 58.2 (CH), 55.1 (CH), 51.0 (CH_3), 33.6 (CH_2). IR (ν_{max}/cm^{-1}): 1661, 1585, 1502, 1252, 1078, 748, 700. ESI-HRMS: m/z calcd for $C_{31}H_{29}N_2O_2$ [$M + H$] $^+$: 461.22235; found 461.2213.

1-(4-Bromo-phenyl)-4-(4-bromo-phenylamino)-2,6-diphenyl-1,2,5,6-tetrahydro-pyridine-3-carboxylic acid methyl ester (Vb): RMN-¹H (400 MHz, CDCl₃): δ(ppm) 10.18 (sl, 1H), 7.30-7.11 (m, 16H), 6.38 (d, 3H), 6.10 (d, 2H), 5.11 (sl, 1H), 3.94 (s, 3H), 2.87 (dd, $J_1=15.2$ e $J_2=5.8$ Hz, 1H), 2.70 (dd, $J_1=15.2$ e $J_2=2.3$ Hz, 1H). RMN-¹³C (100 MHz, CDCl₃): δ(ppm) 168.5 (C=O), 155.5 (C), 145.9 (C), 143.0 (C), 142.1 (C), 136.8 (C), 132.0 (2CH), 131.6 (2CH), 128.9 (2CH), 128.4 (2CH), 127.5 (CH), 127.4 (2CH), 126.6 (CH), 126.5 (2CH), 126.3 (2CH), 119.3 (C), 114.5 (2CH), 108.4 (C), 98.5 (C), 58.3 (CH), 55.2 (CH), 51.2 (CH₃), 33.4 (CH₂). IR ($\nu_{\max}/\text{cm}^{-1}$): 3259, 1651, 1599, 1500, 1489, 1317, 1254, 1078, 798, 721, 698. ESI-HRMS: m/z calcd for C₃₁H₂₇Br₂N₂O₂ [M + H]⁺: 617.04338; found 617.0244.

1-(4-Methoxy-phenyl)-4-(4-methoxy-phenylamino)-2,6-diphenyl-1,2,5,6-tetrahydro-pyridine-3-carboxylic acid methyl ester (Vc): RMN-¹H (400 MHz, CDCl₃): δ(ppm) 10.09 (sl, 1H), 7.31-7.16 (m, 13H), 6.63 (dd, 4H), 6.43 (d, 2H), 6.33 (s, 1H), 6.19 (d, 2H), 5.05 (sl, 1H), 3.91 (s, 3H), 3.74 (s, 3H), 3.66 (s, 3H), 2.79 (dd, $J_1=15.2$ e $J_2=5.8$ Hz, 1H), 2.63 (dd, $J_1=15.2$ e $J_2=2.5$ Hz, 1H). RMN-¹³C (100 MHz, CDCl₃): δ(ppm) 168.7 (C=O), 157.8 (C), 157.0 (C), 150.8 (C), 144.2 (C), 143.2 (C), 141.5 (C), 130.6 (C), 128.6 (2CH), 128.2 (2CH), 127.9 (2CH), 127.1 (CH), 126.8 (2CH), 126.5 (2CH), 126.2 (CH), 114.5 (2CH), 113.9 (4CH), 97.0 (C), 58.3 (CH), 55.7 (CH₃), 55.6 (CH), 55.4 (CH₃), 50.9 (CH₃), 33.6 (CH₂). IR ($\nu_{\max}/\text{cm}^{-1}$): 3257, 1650, 1510, 1236, 1074, 1033, 810, 700. ESI-HRMS: m/z calcd for C₃₃H₃₃N₂O₄ [M + H]⁺: 521.24348; found 521.2416.

1-(4-Fluoro-phenyl)-4-(4-fluoro-phenylamino)-2,6-diphenyl-1,2,5,6-tetrahydro-pyridine-3-carboxylic acid methyl ester (Vd): RMN-¹H (400 MHz, CDCl₃): δ(ppm) 10.14 (sl, 1H), 7.33-7.15 (m, 12H), 6.80-6.73 (m, 4H), 6.43-6.39 (m, 2H), 6.35 (s, 1H), 6.21-6.18 (m, 2H), 5.08 (sl, 1H), 3.93 (s, 3H), 2.84 (dd, $J_1=15.2$ e $J_2=5.8$ Hz, 1H), 2.62 (dd, $J_1=15.2$ e $J_2=2.5$ Hz, 1H). RMN-¹³C (100 MHz, CDCl₃): δ(ppm) 168.6 (C=O), 160.8 ($J_{\text{CF}}=245.9$ Hz), 156.3 (C), 155.0 ($J_{\text{CF}}=234.9$ Hz), 143.5 (C), 143.4 (C), 142.7 (C), 133.7 (C), 128.8 (2CH), 128.3 (2CH), 128.2 (2CH), 128.1 (CH), 127.4 (CH), 126.6 (2CH), 126.5 (CH), 126.4 (2CH), 115.8 (CH), 115.6 (CH), 115.4 (CH), 115.2 (CH), 113.5 (CH), 97.8 (C), 58.4 (CH), 55.5 (CH), 51.1 (CH₃), 33.6 (CH₂). IR ($\nu_{\max}/\text{cm}^{-1}$): 1659, 1595, 1506, 1254, 1229, 1182, 1067, 810, 770, 698. ESI-HRMS: m/z calcd for C₃₁H₂₇F₂N₂O₂ [M + H]⁺: 497.20351; found 497.2026.

1-(4-Chloro-phenyl)-4-(4-chloro-phenylamino)-2,6-diphenyl-1,2,5,6-tetrahydro-pyridine-3-carboxylic acid methyl ester (Ve): RMN-¹H (400 MHz, CDCl₃): δ(ppm) 10.19 (sl, 1H), 7.33-7.20 (m, 10H), 7.15 (dd, 2H), 7.05 (d, 2H), 7.02 (d, 2H), 6.42 (d, 2H), 6.38 (s, 1H), 6.14 (d, 2H), 5.10 (sl, 1H), 3.94 (s, 3H), 2.85 (dd, $J_1=15.2$ e $J_2=5.8$ Hz, 1H), 2.69 (dd, $J_1=15.2$ e $J_2=2.5$ Hz, 1H). RMN-¹³C (100 MHz, CDCl₃): δ(ppm) 168.5 (C=O), 155.6 (C), 145.5 (C), 143.1 (C), 142.2 (C), 136.3 (C), 131.5 (C), 129.0 (2CH), 128.8 (2CH), 128.7 (2CH), 128.4 (2CH), 127.5 (CH), 127.1 (2CH), 126.6 (CH), 126.5 (2CH), 126.3 (2CH), 121.2 (C), 113.9 (2CH), 98.4 (C), 58.3 (CH), 55.2 (CH), 51.2 (CH₃), 33.5 (CH₂). IR ($\nu_{\max}/\text{cm}^{-1}$): 3259, 1651, 1601, 1491, 1317, 1254, 1078, 800, 729, 698. ESI-HRMS: m/z calcd for C₃₁H₂₇Cl₂N₂O₂ [M + H]⁺: 529.14441; found 529.1419.

1-(4-Iodo-phenyl)-4-(4-iodo-phenylamino)-2,6-diphenyl-1,2,5,6-tetrahydro-pyridine-3-carboxylic acid methyl ester (Vf): RMN-¹H (400 MHz, CDCl₃): δ(ppm) 10.19 (sl, 1H), 7.39 (d, 2H), 7.32-7.13 (m, 12H), 6.36 (s, 1H), 6.30 (d, 2H), 5.98 (d, 2H), 5.10 (sl, 1H), 3.94 (s, 3H), 2.85 (dd, $J_1=15.2$ e $J_2=5.8$ Hz, 1H), 2.72 (dd, $J_1=15.2$ e $J_2=2.3$ Hz, 1H). RMN-¹³C (100 MHz, CDCl₃): δ(ppm) 168.4 (C=O), 155.3 (C), 146.4 (C), 143.0 (C), 142.0 (C), 138.0 (2CH), 137.5 (C), 137.4 (2CH), 128.9 (2CH), 128.4 (2CH), 127.5 (2CH), 126.6 (CH), 126.5 (2CH), 126.3 (2CH), 117.8 (CH), 115.3 (2CH), 98.6 (C), 90.2 (C), 77.6 (C), 58.2 (CH), 55.1 (CH), 51.3 (CH₃), 33.4 (CH₂).

IR($\nu_{\max}/\text{cm}^{-1}$): 3259, 1655, 1591, 1516, 1317, 1254, 1076, 795, 768, 698. ESI-HRMS: m/z calcd for $\text{C}_{31}\text{H}_{27}\text{I}_2\text{N}_2\text{O}_2$ $[\text{M} + \text{H}]^+$: 713.01565; found 713.0160.

2,6-Diphenyl-1-p-tolyl-4-p-tolylamino-1,2,5,6-tetrahydro-pyridine-3-carboxylic acid methyl ester (Vg): RMN- ^1H (400 MHz, CDCl_3): δ (ppm) 10.16 (sl, 1H), 7.32-7.17 (m, 10H), 6.88 (t, 4H), 6.43-6.39 (m, 3H), 6.14 (d, 2H), 5.10 (sl, 1H), 3.92 (s, 3H), 2.83 (dd, $J_1=15.2$ e $J_2=5.8$ Hz, 1H), 2.72 (dd, $J_1=14.9$ e $J_2=2.5$ Hz, 1H), 2.25 (s, 3H), 2.15 (s, 3H). RMN- ^{13}C (100 MHz, CDCl_3): δ (ppm) 168.6 (C=O), 156.7 (C), 144.8 (C), 144.2 (C), 143.0 (C), 135.7 (C), 135.1 (C), 129.4 (4CH), 128.6 (2CH), 128.2 (2CH), 127.1 (CH), 126.7 (2CH), 126.4 (2CH), 126.2 (CH), 126.0 (2CH), 125.0 (C), 112.8 (2CH), 97.4 (C), 58.2 (CH), 55.2 (CH), 50.9 (CH_3), 33.5 (CH_2), 20.9 (CH_3), 20.1 (CH_3). IR($\nu_{\max}/\text{cm}^{-1}$): 3259, 1655, 1591, 1516, 1317, 1254, 1076, 795, 768, 698. ESI-HRMS: m/z calcd for $\text{C}_{33}\text{H}_{33}\text{N}_2\text{O}_2$ $[\text{M} + \text{H}]^+$: 489.25365; found 489.2544.

1-(4-Nitro-phenyl)-4-(4-nitro-phenylamino)-2,6-diphenyl-1,2,5,6-tetrahydro-pyridine-3-carboxylic acid methyl ester (Vh): RMN- ^1H (400 MHz, CDCl_3): δ (ppm) 10.55 (sl, 1H), 7.98 (m, 4H), 7.36-7.25 (m, 10H), 7.16-7.14 (m, 2H), 6.56-6.53 (m, 3H), 6.41 (d, 2H), 5.32 (sl, 1H), 4.01 (s, 3H), 3.07 (dd, $J_1=15.4$ e $J_2=5.6$ Hz, 1H), 2.95 (dd, $J_1=15.2$ e $J_2=1.8$ Hz, 1H). RMN- ^{13}C (100 MHz, CDCl_3): δ (ppm) 168.1 (C=O), 153.2 (C), 151.6 (C), 144.2 (C), 143.8 (C), 141.1 (C), 140.4 (C), 137.9 (C), 129.3 (2CH), 128.9 (2CH), 128.2 (CH), 127.4 (CH), 126.1 (2CH), 126.0 (2CH), 125.8 (2CH), 125.0 (2CH), 123.2 (2CH), 112.2 (2CH), 101.6 (C), 58.7 (CH), 55.8 (CH), 51.9 (CH_3), 33.6 (CH_2). IR ($\nu_{\max}/\text{cm}^{-1}$): 1657, 1581, 1516, 1487, 1335, 1257, 1121, 1068, 752, 704. ESI-HRMS: m/z calcd for $\text{C}_{31}\text{H}_{27}\text{N}_4\text{O}_6$ $[\text{M} + \text{H}]^+$: 551.19251; found 551.1914.

1-(4-Bromo-phenyl)-4-(4-bromo-phenylamino)-2,6-diphenyl-1,2,5,6-tetrahydro-pyridine-3-carboxylic acid ethyl ester (VIb): RMN- ^1H (400 MHz, CDCl_3): δ (ppm) 10.23 (sl, 1H), 7.30-7.11 (m, 16H), 6.39 (d, 3H), 6.10 (d, 2H), 5.10 (sl, 1H), 4.52-4.43 (m, 1H), 4.36-4.29 (m, 1H), 2.86 (dd, $J_1=15.2$ e $J_2=5.8$ Hz, 1H), 2.70 (dd, $J_1=15.2$ e $J_2=2.0$ Hz, 1H), 1.47 (t, 3H). RMN- ^{13}C (100 MHz, CDCl_3): δ (ppm) 168.1 (C=O), 155.3 (C), 145.9 (C), 143.1 (C), 142.1 (C), 136.9 (C), 131.9 (2CH), 131.6 (2CH), 128.9 (2CH), 128.4 (2CH), 127.5 (CH), 127.3 (2CH), 126.6 (CH), 126.5 (2CH), 126.3 (2CH), 119.1 (C), 114.6 (2CH), 108.4 (C), 98.8 (C), 59.9 (CH_2), 58.3 (CH), 55.2 (CH), 33.4 (CH_2), 14.8 (CH_3). IR ($\nu_{\max}/\text{cm}^{-1}$): 3232, 1643, 1601, 1489, 1315, 1248, 1068, 798, 719, 698. ESI-HRMS: m/z calcd for $\text{C}_{32}\text{H}_{29}\text{Br}_2\text{N}_2\text{O}_2$ $[\text{M} + \text{H}]^+$: 631.05903; found 631.0296.

1-(4-Methoxy-phenyl)-4-(4-methoxy-phenylamino)-2,6-diphenyl-1,2,5,6-tetrahydro-pyridine-3-carboxylic acid ethyl ester (VIc): RMN- ^1H (400 MHz, CDCl_3): δ (ppm) 10.13 (sl, 1H), 7.33-7.16 (m, 10H), 6.66 (d, 2H), 6.60 (d, 2H), 6.45 (d, 2H), 6.34 (s, 1H), 6.19 (d, 2H), 5.05 (sl, 1H), 4.47-4.40 (m, 1H), 4.35-4.26 (m, 1H), 3.74 (s, 3H), 3.66 (s, 3H), 2.79 (dd, $J_1=15.2$ e $J_2=5.8$ Hz, 1H), 2.64 (dd, $J_1=15.2$ e $J_2=2.8$ Hz, 1H), 1.44 (t, 3H). RMN- ^{13}C (100 MHz, CDCl_3): δ (ppm) 168.3 (C=O), 157.7 (C), 156.9 (C), 150.8 (C), 144.4 (C), 143.3 (C), 141.2 (C), 130.7 (C), 128.6 (2CH), 128.1 (2CH), 127.9 (2CH), 127.1 (CH), 126.8 (2CH), 126.5 (2CH), 126.2 (CH), 114.5 (2CH), 114.0 (2CH), 113.9 (2CH), 97.2 (C), 59.5 (CH_2), 58.3 (CH), 55.6 (2 CH_3), 55.4 (CH), 33.6 (CH_2), 14.8 (CH_3). IR($\nu_{\max}/\text{cm}^{-1}$): 3242, 1647, 1593, 1508, 1236, 1072, 1038, 806, 700. ESI-HRMS: m/z calcd for $\text{C}_{34}\text{H}_{35}\text{N}_2\text{O}_4$ $[\text{M} + \text{H}]^+$: 535.25913; found 535.2570.

1-(4-Fluoro-phenyl)-4-(4-fluoro-phenylamino)-2,6-diphenyl-1,2,5,6-tetrahydro-pyridine-3-carboxylic acid ethyl ester (VIId): RMN- ^1H (400 MHz, CDCl_3): δ (ppm) 10.18 (sl, 1H), 7.33-7.15 (m, 10H), 6.79-6.74 (m, 4H), 6.44-6.39 (m, 2H), 6.36 (s, 1H), 6.22-6.18 (m, 2H), 5.08 (sl, 1H), 4.50-4.43 (m, 1H), 4.36-4.28 (m, 1H), 2.83 (dd, $J_1=15.2$ e $J_2=5.8$ Hz, 1H), 2.62 (dd, $J_1=15.2$ e $J_2=2.5$ Hz, 1H), 1.47 (t, 3H). RMN- ^{13}C (100 MHz, CDCl_3): δ (ppm) 168.2 (C=O), 160.8 (JCF=245.9 Hz), 156.1 (C), 155.0 (JCF=234.9 Hz), 143.6 (C), 143.4 (C), 142.8 (C), 133.8 (C), 128.8 (2CH), 128.3 (2CH), 128.1 (CH), 128.0 (CH), 127.4 (CH), 126.6 (2CH), 126.4 (CH),

126.4 (2CH), 115.8 (CH), 115.5 (CH), 115.4 (CH), 115.2 (CH), 113.7 (CH), 113.6 (CH), 59.8 (CH₂), 58.4 (CH), 55.5 (CH), 33.6 (CH₂), 14.8 (CH₃). IR ($\nu_{\max}/\text{cm}^{-1}$): 3240, 1645, 1593, 1508, 1317, 1249, 1225, 1209, 1070, 812, 768, 698. ESI-HRMS: m/z calcd for C₃₂H₂₉F₂N₂O₂ [M + H]⁺: 511.21916; found 511.2193.

1-(4-Chloro-phenyl)-4-(4-chloro-phenylamino)-2,6-diphenyl-1,2,5,6-tetrahydro-pyridine-3-carboxylic acid ethyl ester (VIe): RMN-¹H (400 MHz, CDCl₃): δ (ppm) 10.24 (sl, 1H), 7.33-7.22 (m, 8H), 7.16-7.14 (m, 2H), 7.05 (d, 2H), 7.00 (d, 2H), 6.43 (d, 2H), 6.41 (s, 1H), 6.17 (d, 2H), 5.10 (sl, 1H), 4.51-4.43 (m, 1H), 4.37-4.29 (m, 1H), 2.85 (dd, $J_1=15.2$ e $J_2=5.8$ Hz, 1H), 2.70 (dd, $J_1=15.2$ e $J_2=2.3$ Hz, 1H), 1.47 (t, 3H). RMN-¹³C (100 MHz, CDCl₃): δ (ppm) 168.2 (C=O), 155.4 (C), 145.5 (C), 143.3 (C), 142.3 (C), 136.4 (C), 131.4 (C), 129.0 (2CH), 128.8 (2CH), 128.7 (2CH), 128.4 (2CH), 127.5 (CH), 127.0 (2CH), 126.6 (CH), 126.5 (2CH), 126.3 (2CH), 121.2 (C), 114.0 (2CH), 98.7 (C), 59.9 (CH₂), 58.3 (CH), 55.2 (CH), 33.5 (CH₂), 14.8 (CH₃). IR ($\nu_{\max}/\text{cm}^{-1}$): 1645, 1603, 1495, 1319, 1250, 1070, 802, 727, 698. ESI-HRMS: m/z calcd for C₃₂H₂₉Cl₂N₂O₂ [M + H]⁺: 543.16006; found 543.1578.

1-(4-Iodo-phenyl)-4-(4-iodo-phenylamino)-2,6-diphenyl-1,2,5,6-tetrahydro-pyridine-3-carboxylic acid ethyl ester (VI f): RMN-¹H (400 MHz, CDCl₃): δ (ppm) 10.24 (sl, 1H), 7.38 (d, 2H), 7.31-7.21 (m, 10H), 7.15-7.13 (m, 2H), 6.38 (s, 1H), 6.30 (d, 2H), 5.98 (d, 2H), 5.10 (sl, 1H), 4.50-4.42 (m, 1H), 4.37-4.29 (m, 1H), 2.85 (dd, $J_1=15.2$ e $J_2=5.8$ Hz, 1H), 2.72 (dd, $J_1=15.2$ e $J_2=2.3$ Hz, 1H), 1.47 (t, 3H). RMN-¹³C (100 MHz, CDCl₃): δ (ppm) 168.1 (C=O), 155.1 (C), 146.5 (C), 143.1 (C), 142.1 (C), 138.0 (2CH), 137.6 (C), 137.5 (2CH), 128.9 (2CH), 128.4 (2CH), 127.5 (CH), 127.4 (2CH), 126.6 (CH), 126.5 (2CH), 126.3 (2CH), 115.3 (2CH), 98.9 (C), 90.1 (C), 77.6 (C), 60.0 (CH₂), 58.2 (CH), 55.1 (CH), 33.4 (CH₂), 14.8 (CH₃). IR ($\nu_{\max}/\text{cm}^{-1}$): 1647, 1601, 1497, 1317, 1250, 1072, 1007, 797, 716, 698. ESI-HRMS: m/z calcd for C₃₂H₂₉I₂N₂O₂ [M + H]⁺: 727.03130; found 727.0293.

2,6-Diphenyl-1-p-tolyl-4-p-tolylamino-1,2,5,6-tetrahydro-pyridine-3-carboxylic acid ethyl ester (VIg): RMN-¹H (400 MHz, CDCl₃): δ (ppm) 10.20 (s, 1H), 7.34-7.16 (m, 10H), 6.88-6.86 (m, 4H), 6.42 (d, 3H), 6.14 (d, 2H), 5.10 (sl, 1H), 4.48-4.40 (m, 1H), 4.36-4.28 (m, 1H), 2.83 (dd, $J_1=15.2$ e $J_2=5.8$ Hz, 1H), 2.73 (dd, $J_1=15.2$ e $J_2=2.5$ Hz, 1H), 2.25 (s, 3H), 2.15 (s, 3H), 1.45 (t, 3H). RMN-¹³C (100 MHz, CDCl₃): δ (ppm) 168.3 (C=O), 156.5 (C), 144.8 (C), 144.4 (C), 143.0 (C), 135.5 (C), 135.2 (C), 129.5 (2CH), 129.4 (2CH), 128.6 (2CH), 128.2 (2CH), 127.0 (CH), 126.7 (2CH), 126.4 (2CH), 126.2 (CH), 125.9 (2CH), 125.0 (C), 112.9 (2CH), 97.7 (C), 59.6 (CH₂), 58.2 (CH), 55.2 (CH), 33.6 (CH₂), 20.9 (CH₃), 20.1 (CH₃), 14.8 (CH₃). IR ($\nu_{\max}/\text{cm}^{-1}$): 3240, 1647, 1593, 1516, 1315, 1248, 1074, 795, 700. ESI-HRMS: m/z calcd for C₃₄H₃₅N₂O₂ [M + H]⁺: 503.26930; found 503.2679.

1-(4-Nitro-phenyl)-4-(4-nitro-phenylamino)-2,6-diphenyl-1,2,5,6-tetrahydro-pyridine-3-carboxylic acid ethyl ester (VIh): RMN-¹H (400 MHz, CDCl₃): δ (ppm) 10.61 s, 1H), 8.01-7.97 (m, 4H), 7.38-7.24 (m, 10H), 7.17-7.13 (m, 2H), 6.57-6.52 (m, 3H), 6.41 (d, 2H), 5.31 (sl, 1H), 4.58-4.50 (m, 1H), 4.44-4.35 (m, 1H), 3.09-3.03 (m, 1H), 2.98-2.92 (m, 1H), 1.52 (t, 3H). RMN-¹³C (100 MHz, CDCl₃): δ (ppm) 168.4 (C=O), 153.1 (C), 151.6 (C), 144.1 (C), 143.9 (C), 141.1 (C), 140.4 (C), 137.9 (C), 129.2 (2CH), 128.8 (2CH), 128.2 (CH), 127.3 (CH), 126.1 (2CH), 126.0 (2CH), 125.8 (2CH), 125.0 (2CH), 123.2 (CH), 123.0 (CH), 112.2 (2CH), 101.9 (C), 60.8 (CH₂), 58.7 (CH), 55.8 (CH), 33.6 (CH₂), 14.7 (CH₃); IR ($\nu_{\max}/\text{cm}^{-1}$): 1657, 1581, 1516, 1487, 1335, 1257, 1121, 1068, 752, 704. ESI-HRMS: m/z calcd for C₃₂H₂₉N₄O₆ [M + H]⁺: 565.20816; found 565.2068.

ACKNOWLEDGEMENTS

The authors would like to thank Fundação de Amparo à Pesquisa do Estado de São Paulo (FAPESP), Conselho Nacional de Desenvolvimento Científico e Tecnológico (CNPq), Coordenadoria de Aperfeiçoamento de Pessoal do Nível Superior (CAPES) and Pró-Reitoria de Pesquisa da UNESP (PROPe-UNESP) for their financial support. We would also like to thank CBMM – Companhia Brasileira de Mineralogia e Mineração for the NbCl₅ samples. Special Thanks to J. N. Mendença, N. P. Lopes and J. C. Tomaz to University of São Paulo in Ribeirão Preto by analyses of HRMS .

REFERENCES

- i. Desideri, N.; Galli, A.; Sestili, J.; Stein, M. L. *Arch Pharm* 325, 29, (1992).
- ii. Kobayashi, S.; Ueno, M.; Suzuki, R.; Ishitani, H.; Kim, H. S.; Wataya, Y. *J Org Chem* 64, 6833, (1999).
- iii. Harrison, T.; Williams, B. J.; Swain, C. J.; Ball, R. G. *Bioorg Med Chem Lett* 4, 2545, (1994).
- iv. Desai, M. C.; Lefkowitz, S. L.; Thadeio, P. F.; Longo, K. P.; Snider, R. M. *J Med Chem* 35, 4911, (1992).
- v. Watson, P. S.; Jiang, B.; Scott, B. *Org Lett* 2, 3679, (2000).
- vi. Pinder, A. R. *Nat Prod Rep* 9, 491, (1992).
- vii. Dunbar, P. G.; Rho, T.; Ojo, B.; Huzl, J. J.; Smith, A. D.; El-Assadi, A. A.; Sbeih, S.; Ngur, D. O.; Periyasamy, S.; Hoss, W.; Messer Jr, W. S. *J Med Chem* 37, 2774, (1994).
- viii. Morale, M. C.; Serra, P. A.; L'Episcopo, F.; Tirolo, C.; Caniglia, S.; Testa, N.; Gennuso, F.; Giaquinta, G.; Rocchitta, G.; Desole, M. S.; Miele, E.; Marchetti, B. *Neuroscience* 138, 869, (2006).
- ix. Kadieva, M. G.; Oganesyanyan, E. T.; Mutsueva, S. K. *Pharm Chem J* 39, 453, (2005).
- x. Zanatta, N.; Fernandes, I. S.; Nachtigall, F. M.; Coelho, H. S.; Amaral, S. S.; Flores, A. F. C.; Bonacorso, H. G.; Martins, M. A. P. *Eur J Org Chem* 1435, (2009).
- xi. Ascherio, A.; Dluzen, D. E.; Schwarschild, M. A. *J Neurosci* 26, 535, (2006).
- xii. Cawthon, D.; Soderblom, E. J.; Xu, Z. A.; Slikker Jr, W.; Duhart, H.; Ali, S.; Goshe, M. B. *Int J Neuroprot Neuroregener* 1, 98, (2005).
- xiii. Rimoldi, J. M.; Gadepalli, R. S. V. S.; Steyn, S.; Castagnoli, N. *Bioorg Med Chem* 11, 5229, (2003).
- xiv. Mitch, C. H.; Bymater, F. P.; Calligaro, D. O.; Quimby, S. J.; Schoepp, D. D.; Wong, D. T.; Shannon, H. F. *Bioorg Med Chem Lett* 4, 1721, (1994).
- xv. Dunbar, P. G.; Durant, G. J.; Fang, Z.; Abuh, Y. F.; El-Assadi, A. A.; Ngur, D. O.; Periyasamy, S.; Hoss, W.; Messer Jr, W. S. *J Med Chem* 36, 842, (1993).
- xvi. Olesen, P. H.; Swedberg, M. D. B.; Rimvall K., *Bioorg Med Chem* 6, 1623, (1998).
- xvii. Knaus, E. E.; Yeung, J. M.; Corleto, L. A. *J Med Chem* 25, 720, (1982).
- xviii. Glase, S. A.; Akunne, H. C.; Heffner, T. G.; Jaen, J. C.; MacKenzie, R. G.; Meltzer, L. T.; Pugsley, T. A.; Smith, S. J.; Wise, L. D. *J Med Chem* 39, 3179, (1996).
- xix. Ogawa, T.; Matsumoto, K.; Yoshimura, M.; Hatayama, K.; Kitamura, K.; Kita, Y. *Tetrahedron Lett* 34, 1967, (1993).
- xx. Taylor, M. D.; Badger, E. W.; Steffen, R. P.; Haleen, S. J.; Pugsley, T. A.; Shih, Y. H.; Weishaar, R. E. *J Med Chem* 31, 1659, (1988).
- xxi. Ramachandran, P. V.; Burghardt, T. E.; Bland-Berry, L. *J Org Chem* 70, 7911, (2005).
- xxii. Misra, M.; Pandey, S. K.; Pandey, V. P.; Pandey, J.; Tripathi, R.; Tripathi, R. P. *Bioorg*

- Med Chem 17, 625, (2009).
- xxiii. Foos, J.; Fraenkel, G.; Ho, C. C.; Liang, Y.; Rizvi, S. Q. A.; Stucki, H.; Steel, F. *Tetrahedron Lett* 19, 327, (1978).
- xxiv. De Kimpe, N.; Aelterman, W. *Tetrahedron* 54, 2563, (1998).
- xxv. Wenkert, E.; Dave, K. G.; Haglid, F.; Lewis, R. G.; Oishi, T.; Stevens, R. V.; Terashima, M. *J Org Chem* 33, 747, (1968).
- xxvi. Gandolfi, C. A.; Frigerio, M.; Zaliani, A.; Riva, C.; Palmisano, G.; Pilati, T. *Tetrahedron Lett* 29, 6335, (1988).
- xxvii. Simon, C.; Constantieux, T.; Rodriguez, J. *Eur J Org Chem* 4957, (2004).
- xxviii. Bonne, D.; Coquerel, Y.; Constantieux, T.; Rodriguez, J. *Tetrahedron Asym* 21, 1085, (2010).
- xxix. Waldmann, H. *Synthesis* 6, 535, (1994).
- xxx. Oh, T.; Reilly, M. *Org Prep Proceed Int* 26, 131, (1994).
- xxxi. Comins, D. L.; Kuethe, J. T. *Org Lett* 1, 1031, (1999).
- xxxii. Paulsen, H.; Antons, S.; Brandes, A.; Lögers, M.; Müller, S. N.; Naab, P.; Schmeck, C.; Schneider, S.; Stoltefuss, J. *Angew Chem Int Ed* 38, 3373, (1999).
- xxxiii. Otera, J.; Fujita, Y.; Fukuzumi, S. *Tetrahedron* 52, 9409, (1996).
- xxxiv. Clarke, P. A.; Zaytsev, A. V.; Whitwood, A. C. *Tetrahedron Lett* 48, 5209, (2007).
- xxxv. Clarke, P. A.; Zaytsev, A. V.; Whitwood, A. C. *Synthesis* 21, 3530, (2008).
- xxxvi. Ramachandran, R.; Jayanthi, S.; Jeong, Y. T. *Tetrahedron* 68, 363, (2012).
- xxxvii. Khan, A. T.; Khan, M. M.; Bannuru, K. K. R. *Tetrahedron* 66, 7762, (2010).
- xxxviii. Khan, A. T.; Parvin, T.; Choudhury, L. H. *J Org Chem* 73, 8398, (2008).
- xxxix. Brahmachari, G. Das, S. *Tetrahedron Lett* 53, 1479, (2012).
- xl. Sajadikhah, S. S.; Maghsoodlou, M. T.; Hazeri, N.; Habibi-Khorassani, S. M.; Willis, A. C. *Chinese Chem Lett* 23, 569, (2012).
- xli. Verma, S.; Jain, S. L.; Sain, B. *Beilstein J Org Chem* 7, 1334, (2011).
- xl.ii. Verma, S.; Kumar, S.; Jain, S. L.; Sain, B. *Org Biomol Chem* 9, 6943, (2011).
- xl.iii. Wang, H.; Mo, L.; Zhang, Z. *ACS Comb Sci* 13, 181, (2011).
- xl.iiii. Umamahesh, B.; Sathesh, V.; Ramachandran, G.; Sathishkumar, M.; Sathiyarayanan, K. *Catal Lett* 142, 895, (2012).
- xl.v. Sajadikhah, S. S.; Maghsoodlou, M. T.; Hazeri, N.; Habibi-Khorassani, S. M.; Shams-Najafi, S. J. *Monatsh Chem* 143, 939, (2012).
- xl.vi. Pal, S.; Choudhury, L. H.; Parvin, T. *Mol Divers* 16, 129, (2012).
- xl.vii. Andrade, C. K. Z. *Curr Org Synth* 1, 333, (2004).
- xl.viii. Batista, C. M. S.; Melo, S. C. S.; Gelbard, G. *J Chem Res* 3, 92, (1997).
- xl.lix. Constantino, M. G.; Júnior, V. L.; Aragão, V. *Molecules* 6, 770, (2001).
- l. Kobayashi, S.; Busujima, T.; Nagayama, S. *Chem Eur J* 6, 3491, (2000).
- li. Hou, J. T.; Liu, Y. H.; Zhang, Z. H. *J Heterocyclic Chem* 47, 703, (2010).
- lii. Hou, J. T.; Gao, J. W.; Zhang, Z. H. *Appl Organometal Chem* 25, 47, (2011).
- liii. Hou, J. T.; Gao, J. W.; Zhang, Z. H. *Monatsh Chem* 142, 495, (2011).
- li.v. Hou, J. T.; Chen, H. L.; Zhang, Z. H. *Sulfur Silicon Relat Elem* 186, 88, (2011).
- li.vi. dos Santos, W. H.; da Silva-Filho, L. C. *Synthesis* 44, 3361, (2012).
- li.vii. da Silva, B. H. S. T.; Martins, L. M.; da Silva-Filho, L. C. *Synlett* 23, 1973, (2012).
- li.viii. Lacerda Jr., V.; dos Santos, D. A.; da Silva-Filho, L. C.; Greco, S. J.; dos Santos, R. B. *Aldrichim Acta* 45, 19, (2012).
- li.lix. Constantino, M. G.; Lacerda Jr., V.; da Silva-Filho, L. C.; da Silva, G. V. J.

- Lett Org Chem 1, 360, (2004).
- lix. Constantino, M. G.; da Silva-Filho, L. C.; Cunha Neto, A.; Heleno, V. C. G., da Silva, G. V. J.; Lopes, J. L. C. Spectrochim Acta Part A 61, 171, (2004).
- lx. da Silva-Filho, L. C.; Lacerda Jr., V.; Constantino, M. G.; da Silva, G. V. J.; Invernize, P. R. Beil J Org Chem 1, 14, (2005).
- lxi. Constantino, M. G.; Lacerda Jr., V.; Invernize, P. R.; da Silva-Filho, L. C.; da Silva, G. V. J. Synth Comm 37, 3529, (2007).
- lxii. da Silva-Filho, L. C.; Lacerda Jr., V.; Constantino, M. G.; da Silva, G. V. J. Synthesis 16, 2527, (2008).
- lxiii. Polo, E. C.; da Silva-Filho, L. C.; da Silva, G. V. J.; Constantino, M. G. Quim Nova 31, 763, (2008).
- lxiv. Frenhe, M.; da Silva-Filho, L. C. Orbital Elec J Chem 3, 1, (2011).

Received on May 17, 2013.